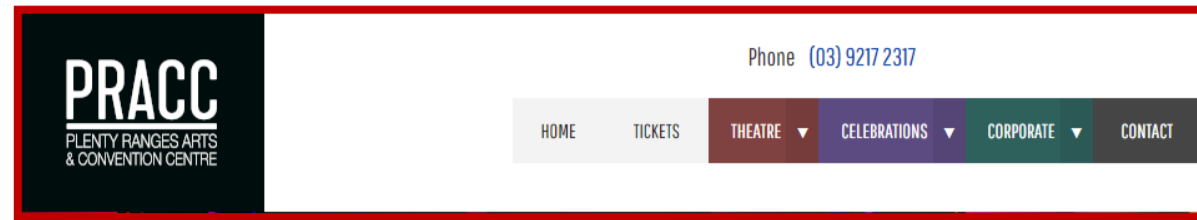



# A QUICK TICKET BUYING GUIDE

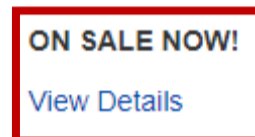
1. Go to PRACC.COM.AU



2. On the main navigation menu at the top of the page, click 'Tickets'



3. Find the event you wish to attend on our events list, click 'View Details'



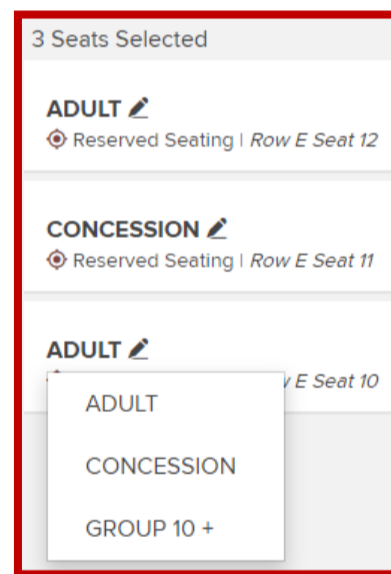
4. After reading all the event information, click 'Buy Ticket'



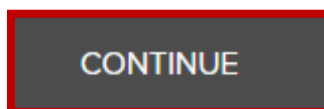
5. Find your preferred seats for the event, click the available red seats



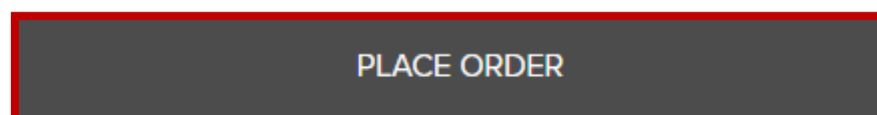
6. Click the pencil beside the buyer type to edit the type of seat required



7. Click 'Continue', login to or create a MyProvenue account



8. Enter payment details, ensure order is correct and click 'Place Order'



IF YOU REQUIRE FURTHER ASSISTANCE, PLEASE CALL (03) 9217 2317